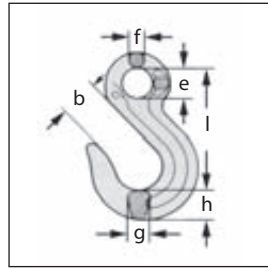


PRODUCT INFORMATION

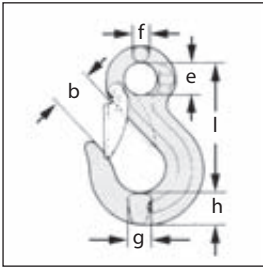
END FITTINGS**Hoist hooks**

Hoist hook EK type



Nominal Size = Nominal chain dia.	Working Load Limit (WLL)	Weight	Measurements					
			b	e	f	g	h	l
mm	t	~ kg/ea	mm	mm	mm	mm	mm	mm
6	1,5	0,3	29	22	10	16	19	94
7/8	2,5	0,5	32	25	11,5	17	22	105
10	3,4	0,9	41	32	13,5	19	29	131
13	6,7	2,2	49	40	17,5	27	36	161
16	11	3,4	60	50	22	34	44	197
18/20	16	5,2	69	60	26	37	52	229
22	15	9,2	82	64	31	42	67	267
26	21,2	12	95	66	32	51	75	301
32	31,5	18	105	76	38	61	80	333

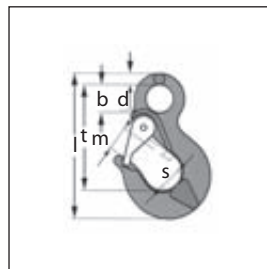
Safety hoist hook EKN type



Nominal Size = Nominal chain dia.	Working Load Limit (WLL)	Weight	Measurements					
			b	e	f	g	h	l
mm	t	~ kg/ea	mm	mm	mm	mm	mm	mm
6	1,5	0,4	24	22	10	16	19	94
7/8	2,5	0,6	28	25	11,5	17	22	105
10	4	1,0	37	32	13,5	19	29	131
13	6,7	2,3	42	40	17,5	27	36	161
16	10	3,8	50	50	22	34	44	197
18/20	16	7,3	60	60	26	37	52	229
22	15	9,4	77	64	31	42	67	267
26	21,2	13	81	66	32	51	75	301
32	31,5	18	93	76	38	61	80	333



Safety hoist hook SIKA type



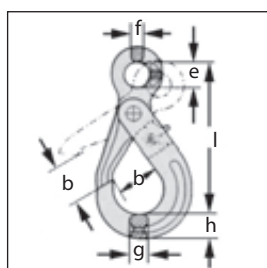
Nominal Size	Working Load Limit (WLL)	Weight	Measurements					
			b	d	l	m	s	t
	t	~ kg/St	mm	mm	mm	mm	mm	mm
0,5	0,5	0,5	25	10	130	20	20	93
0,6	0,63	0,6	26	10	133	22	21	95
1	1	0,8	27	13	147	24	24	105
1,2	1,25	0,9	28	13	149	24	24	109
1,6	1,6	1,0	28	14	160	28	25	115
2	2	1,1	32	14	169	29	28	123
2,5	2,7	1,5	34	16	190	34	29	137
3,2	3,2	1,6	34	17	195	34	30	138
4	4	2,8	40	20	227	40	34	164
5	5	3,6	50	23	255	45	38	188
6,3	6,3	4,5	52	24	288	50	39	213
8	8	5,4	54	26	299	57	39	216
10	10	8,1	60	34	329	61	45	234

Grade 50

Finish: green colour protective coating, galvanized safety latch

Chain diameter based on usage with chain slings grade 80.

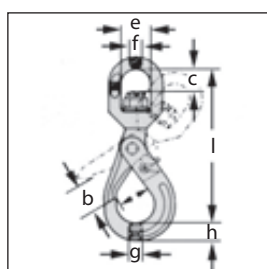
Safety hoist hook BK type



Nominal Size = Nominal chain dia.	Working Load Limit (WLL)	Weight	Measurements					
			b	e	f	g	h	l
mm	t	~ kg/ea	mm	mm	mm	mm	mm	mm
6	1,5	0,5	28	22	10	14	19	109
7/8	2,5	0,9	36	25	11	17	23	137
10	4	1,5	44	32	13	25	29	168
13	6,7	2,8	54	40	16	28	38	208
16	10	5,6	63	50	20	37	49	254
22	15	11	80	70	24	47	62	320
26	21,2	15	100	80	25	50	68	345
28	25	22	120	90	27	67	81	400

Safety hoist hook BKL type

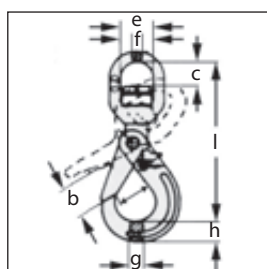
with swivel and bronze slide bearing



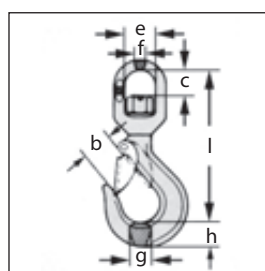
Nominal Size = Nominal chain dia.	Working Load Limit (WLL)	Weight	Measurements						
			b	c	e	f	g	h	l
mm	t	~ kg/ea	mm	mm	mm	mm	mm	mm	mm
6	1,5	0,6	28	23	33	11	15	21	149
7/8	2,5	1,1	37	27	36	12	17	23	183
10	4	2,0	44	36	42	15	21	30	218
13	6,7	3,8	54	47	48	19	30	39	280
16	10	7,1	62	67	61	22	37	49	343

Safety hoist hook BCLK type

with swivel and ball bearing

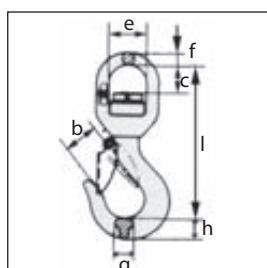


Nominal Size = Nominal chain dia.	Working Load Limit (WLL)	Weight	Measurements						
			b	c	e	f	g	h	l
mm	t	~ kg/ea	mm	mm	mm	mm	mm	mm	mm
6	1,5	0,7	29	24	33	11	15	21	150
7/8	2,5	1,2	37	27	35	12	17	23	184
10	4	2,1	44	35	42	15	21	30	218
13	6,7	4,1	54	45	48	19	30	39	281
16	10	7,4	62	62	61	22	37	49	339



CAUTION!

For applications requiring hook to turn under load only roller bearing swivel hooks are suitable.



Safety hoist hook LKNK type
same as LKN,
but swivel with ball bearing

Safety hoist hook LKN type

with swivel and safety latch, with bronze slide bearing

Nominal Size = Nominal chain dia.	Working Load Limit (WLL)	Weight	Measurements						
			b	c	e	f	g	h	l
mm	t	~ kg/ea	mm	mm	mm	mm	mm	mm	mm
7/8	2	0,9	29	28	36	12	18	23,5	155
10	3,15	1,5	36	37	42	15	23	30	192
13	5,3	3,0	40	47	48	19	28	35	238
16	8	5,1	53	62	61	22	33	44	295